




A Furukawa Company

# AccuRibbon® DC Fiber Optic Cable

## Lose the Gel With Completely Dry Cable for Faster, Cleaner Fiber Deployments



AccuRibbon DC Cable with Dielectric Sheath

AccuRibbon DC Cable with Metallic Sheath

### Features and Benefits

- Totally gel-free cable design for cleaner, faster installations
- A significantly lighter weight cable for faster and easier cable deployment
- AccuRibbon core maximizes fibers per duct and supports mass-fusion splicing
- Metallic and dielectric sheath options support lashed aerial, direct buried, and duct installations
- Deploy up to 432 fibers in a one-inch ID duct
- RDUP (formerly RUS) listed; compliant with ANSI/ICEA, Telcordia Technologies, and IEC specifications for reliable performance
- Available with a wide range of OFS fibers including AllWave® Zero Water Peak (ZWP) and AllWave+ Single-Mode Fibers Single-Mode Fibers

### Product Description

At first glance, you might not recognize an AccuRibbon® DC Cable. That's because it uses the same robust sheath as the gel-filled AccuRibbon LXE Cable. However, once you open the patented core of an AccuRibbon DC Cable, the difference between a gel-filled and a completely dry cable is clear. The core of the all-dry AccuRibbon DC Cable contains absolutely no gels or messy filling compounds, which eliminates the costly labor of removing gel and oil from each fiber ribbon prior to splicing and helps your tools and your workspace stay clean and safe.

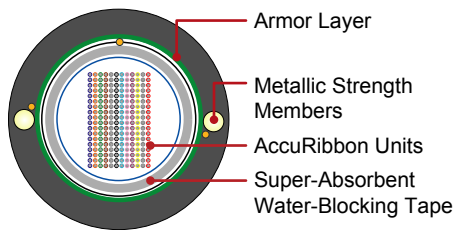
The construction of the AccuRibbon DC Cable begins with its dry central core tube, which contains a gel-free, water-blocking tape and either up to eighteen 12-fiber AccuRibbon units (12 to 216 fibers) or up to thirty-six 24-fiber AccuRibbon units (240 to 864 fibers). Surrounding the central tube is an additional layer of water-blocking tape and an optional layer of armor. Completing the construction of the AccuRibbon DC Cable is a durable polyethylene (PE) jacket with integrated metallic or dielectric strength members. Ripcords are strategically located beneath the jacket for easy cable entry.

### Why The AccuRibbon DC Cable?

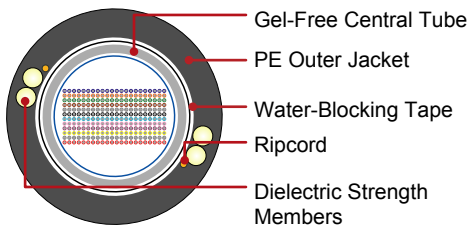
With its innovative dry-core design, the AccuRibbon DC Cable is specifically engineered for faster, cleaner installation. Unlike traditional outside plant fiber optic cables that use gels in direct contact with optical fibers, the AccuRibbon DC Cable replaces the gel inside the central tube with a super-absorbent tape that provides water blocking "on demand". The absence of gels allows almost effortless splice preparation and a lower overall cable weight. Why not lose the gel today?

In addition to being gel free, AccuRibbon units support the use of mass-fusion splicing to speed fiber termination. The inherent high fiber density of AccuRibbon units also helps to maximize the number of fibers that can be deployed in available duct space. Deploying the most fibers possible in a limited space and terminating them quickly and cheaply are critical to cost-effective deployments – AccuRibbon DC Cables can help you do both.

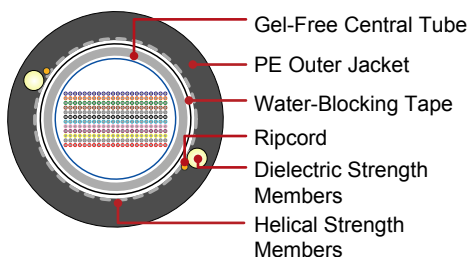
**Metallic Cable Cross-Section**  
(features 2 strength rods)



**Dielectric Cable Cross-Section**  
(features 4 strength rods)



**Dielectric Cable (720 to 864-Fiber) Cross-Section**  
(features 2 strength rods and helical strength members)



Specifications	Dielectric Sheath						Metallic Sheath					
	12-48	60-144	156-216	240	264-576	720-864	12-48	60-144	156-216	240	264-576	720-864
Fiber Count												
Outer Diameter - in. (mm)	0.50 (12.6)	0.55 (13.9)	0.65 (16.5)	0.65 (16.5)	0.78 (19.8)	0.99 (25.1)	0.51 (13.0)	0.61 (15.5)	0.71 (18.0)	0.71 (18.0)	0.84 (21.3)	1.05 (26.7)
Weight - lb/kft (kgm/km)	97 (144)	110 (163)	136 (202)	137 (204)	172 (256)	238 (354)	108 (161)	141 (210)	169 (252)	171 (254)	222 (331)	303 (451)

Performance Standard	Temperature
Tested per Applicable Requirements of ANSI/ICEA S-87-640 and Telcordia GR-20-CORE Issue 4.	<b>Installation</b> -22 °F to 140 °F (-30 °C to 60 °C) <b>Operation</b> -40 °F to 158 °F (-40 °C to 70 °C) <b>Storage</b> -40 °F to 167 °F (-40 °C to 75 °C)

Handling	Dielectric Sheath			Metallic Sheath		
Fiber Count	12-240	264-576	720-864	12-240	264-576	720-864
Minimum Bend Radius, With Load	20 x OD**	20 x OD	20 x OD	20 x OD	20 x OD	20 x OD
Minimum Bend Radius, With No Load	10 x OD	20 x OD	20 x OD	10 x OD	20 x OD	20 x OD
Minimum Bend Radius, Storage Coils	10 x OD	20 x OD	20 x OD	10 x OD	20 x OD	20 x OD
Maximum Rated Cable Load (MRCL)	600 lbf (2700 N) for all cables					
Maximum Long Term Load	180 lbf (800 N) for all cables					

**NOTE:** Low fiber count dielectric cables feature 4 strength rods, 720 and 864 dielectric cables feature 2 rods; metallic cables feature 2 rods;  
\*\* OD = Outer Diameter of Cable, minimum of 9 in. (23 cm) See OFS Installation Procedure 042 for sheath preparation and coiling instructions

Fiber Type <sup>2</sup>	Fiber (S1)	Fiber (S2)	Fiber (SF)	Fiber Standards	Wavelengths (nm)	Typical* Attenuation (dB/km)	Maximum Cable on Reel Attenuation (dB/km)
AllWave® ZWP Optical Fiber	3	B	E	G.652.D	1310/1385/1550	-	0.35/0.31/0.25
AllWave+ ZWP Optical Fiber	3	C	E	G.652.D/G.657.A1	1310/1385/1550	-	0.35/0.31/0.25
AllWave FLEX ZWP Optical Fiber	5	B	E	G.652.D/G.657.A1	1310/1385/1550	-	0.35/0.31/0.25
AllWave Low Loss Optical Fiber	3	A	E	G.652.D	1310/1385/1550	0.33/0.31/0.19	0.35/0.31/0.22
AllWave One Optical Fiber	3	F	E	G.652.D/G.657.A1	1310/1385/1550	0.33/0.31/0.19	0.35/0.31/0.22
TrueWave® RS LWP Optical Fiber	6	2	6	G.655.C & D	1550	0.21	0.25
TeraWave® Optical Fiber	6	2	R	G.654.B	1550	0.20	0.25
Multimode Optical Fiber							
62.5 µm Optical Fiber	R	U	9	OM1 62.5 µm	850/1300	-	3.4/1.0
LaserWave® FLEX 300 Optical Fiber	L	F	2	OM3 50 µm	850/1300	-	2.4/0.7
LaserWave FLEX 550 Optical Fiber	L	H	2	OM4 50 µm	850/1300	-	2.4/0.7

**NOTE:** Multimode optical fibers are qualified up to 216 fibers only (12 fiber ribbons). Contact OFS for higher fiber count cable using multimode optical fiber.

**AccuRibbon DC Cable Ordering Information**

Example: AT-3BE833X-NNN<sup>1</sup> (Dielectric) AT-3BE83SX-NNN<sup>1</sup> (Metallic/Armored)

Part Number: AT- S1 S2 SF S3 S4 S5 S6 - N N N<sup>1</sup>

<b>S1 = Fiber Selection</b> See S1 Fiber Table above	<b>S3 = Sheath Construction</b> 8 = All Central Core Products	<b>Sheath Design</b> <b>S5 =</b> 3 = Totally Dry All-Dielectric Dry-Core S = Total Dry Armored Dry-Core
<b>S2 = Fiber Transmission Performance</b> See S2 Fiber Table above	<b>Cable Core Design</b> 3 = 12 Fibers per Ribbon AccuRibbon DC (≤ 216 Fibers) 4 = 24 Fibers per Ribbon AccuRibbon DC (≥ 240 Fibers)	<b>S6 = Central Core - Oversheath</b> X = No Oversheath
<b>SF = Fiber Type<sup>2</sup></b> See SF Fiber Table above		<b>NNN = Fiber Count = 002-864</b>

<sup>1</sup> Part Number shown is for standard AllWave ZWP attenuation and standard cable print: Maximum AllWave ZWP attenuation: 0.35/0.31/0.27/0.25/0.27 dB/km (1310/1385/1490/1550/1625 nm) Standard Print, example (AccuRibbon DC Dielectric Cable): **OFS OPTICAL CABLE AT-3BE833X -NNN [MM-YY] [HANDSET SYMBOL] [NNN] F [SERIAL #]**

<sup>2</sup> Contact OFS Order Management for information on other cable variations, including additional fiber types, attenuation, and custom cable print.  
<sup>3</sup> Contact your OFS Customer Care Representative on the positioning of ribbon requirements if TeraWave Fiber is being ordered.

**NOTE:** For more information regarding typical attenuation as well as attenuation parameters on Link Design Value (LDV) (Maximum end-to-end link attenuation over a concatenated span), please see OFS Application Note AN-111 which can be downloaded at [www.ofsoptics.com](http://www.ofsoptics.com) or contact your OFS representative.

**For additional information please contact your sales representative.**

You can also visit our website at [www.ofsoptics.com](http://www.ofsoptics.com) or call 1-888-fiberhelp (1-888-342-3743) USA or 1-770-798-5555 outside the USA.



Copyright © 2017 OFS Fitel, LLC.  
All rights reserved, printed in USA.

OFS Marketing Communications  
Doc ID: osp-129 Date: 11/17



AllWave, TrueWave, AccuRibbon, TeraWave and LaserWave are registered trademarks of OFS FITELE, LLC. OFS reserves the right to make changes to the prices and product(s) described in this document at any time without notice. This document is for informational purposes only and is not intended to modify or supplement any OFS warranties or specifications relating to any of its products or services.