

FITEL EZ-Terminator[™]

Superior Handheld Termination Tool for All of Your FTTH Connector Installations




Features and Benefits

- **User Friendly:** The EZ-Terminator comes with a Field Technician friendly designed wide operation chamber for easy fiber loading and connector assembly.
- **Simple Operation:** The EZ-Terminator is designed with One Touch operation and pre-installed programs for error-free SOC fiber termination work.
- **Excellent Visibility:** Three LED lights illuminate the entire operation chamber with more than 300 Lux. The intense bright light is critical aid for performing connector terminations in low-light environments which are commonly encountered during MDU/ SFU installations.
- **Industry-First Patented Removeable V-Groove:** The EZ-Terminator features a detachable V-groove for the field easy cleaning and optimal maintenance, which reduces downtime and achieve optimal performance with the industry's only removeable v-groove! Clean in just minutes with no tools required.

Overview

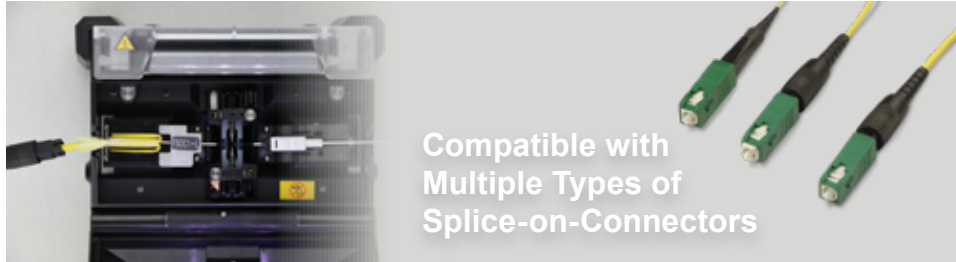


The FITEL EZ-Terminator[™] is a handheld connector termination tool that delivers fast and reliable terminations even under the toughest of situations. Combining portability in a ruggedized body, the EZ-Terminator offers powerful performance and accessibility needed in any MDU (Multi Dwelling Unit) and SFU (Single Family Unit) installation.

This industry-first tool is dedicated for SOC solutions and is a must have for any termination project. FITEL EZ-Terminator's powerful motors and simple operation can guarantee high quality, repeatable results. The EZ-Terminator and SOC's combine to provide optical loss performance and yield superior to mechanical connectors. It's easy to see how this saves both time and money. With its large battery capacity, it can achieve 100 termination/heating cycles on a single charge giving you portability without sacrificing performance.



Other Features

- **Wider Operational Chamber:** Enlarged operational space for easier fiber loading
- **Three LED Lamps:** Enhanced illumination for easier operation in low-light environments
- **High Propulsion Motor:** A powerful motor with a propulsion of 8N helps ensure stable splicing even for highly rigid cables including drop and indoor cables
- **Ruggedized Design:** Ruggedized body designed to endure harsh environments
- **Compatibility with Multiple Vendors' SOC:** AFL's FuseConnect™ and Sumitomo's Lynx-CustomFit™
- **Large Battery Capacity:** Capable of 100 termination/heating cycles
- **Suitable for Wide Applications:** Available for FTTx fibers, including ultra-bend insensitive fibers, and other installation related work
- **Easy Maintenance:** Toolless removable V-groove, electrode replacement and a mirror-free alignment system make maintenance easy
- **PC Interface Software:** Easy software upgrades, splice management, program editing and export of splice results



Compatible with Multiple Types of Splice-on-Connectors



EZ!Fuse Splice On Connector Type		
Product Code	Description	MOQ
FSOC-SC09-SM-U	SC Connector, SM UPC Polishing for 250/900 μm Fiber	10 Connectors One S712C-SGS9C-R-P is supplied with each MOQ of 10 Connectors.
FSOC-SC23-SM-U	SC Connector, SM UPC Polishing for 2/3 mm Cordage	
FSOC-SC09-SM-A	SC Connector, SM APC Polishing for 250/900 μm Fiber	
FSOC-SC23-SM-A	SC Connector, SM APC Polishing for 2/3 mm Cordage	
FSOC-SC09-M3-P	SC Connector, OM3 PC Polishing for 250/900 μm Fiber	
FSOC-SC23-M3-P	SC Connector, OM3 PC Polishing for 2/3 mm Cordage	
FSOC-SC09-M1-P	SC Connector, OM1 PC Polishing for 250/900 μm Fiber	
FSOC-SC23-M1-P	SC Connector, OM1 PC Polishing for 2/3 mm Cordage	



Product Specifications	
Applicable Fibers	SM (ITU-T G.652), MM (ITU-T G.651), BIF/UBIF (Bend Insensitive Fiber ITU-T G.657)
Cladding Diameter	125 µm
Coating Diameter	250 ~ 900 µm
Fiber Cleave Length	5 mm
Average Splice Loss	SM: 0.05 dB, MM: 0.02 dB
Splice Time	13 seconds
Heat Time	30 seconds
Operation Programs	1
Heat Programs	1
Automatic Heating Start	Available
Tension Test	1.96 N
Splice Return Loss	60 dB
Dimension	124W × 161D × 64.5H mm (not including rubber pad) 139W × 176D × 71H mm (including rubber pad)
Weight	970 g (with battery)
Monitor	3.5" color LCD monitor
Propulsion (motor)	8 N (Designed value)
Battery Capacity	Typically 100 termination/heat cycles
Wind Protection	Max. wind velocity of 15 m/s.
Operating Temperature	-10° to +50°C (without excessive humidity)
Storage Temperature	-40° to +60°C (without excessive humidity)
Humidity	0 to +95% RH (non condensing)
Power Source	AC input 100 to 240 V (50/60 Hz), DC Input 11 to 17 V without any change of hardware

EZ!Fuse Splice On Connector Characteristics	
Parameter	Description
Type SC	Available in this connector type for both APC and UPC Polishing
Insertion Loss Typical	0.3 dB (Max 0.6 dB for APC and Max 0.5 dB for UPC)
Nominal Fiber OD	125 µm
Nominal Fiber Coating	250 µm, 900 µm
Reflectance	-60 dB (APC)/ -50 dB (UPC)
Jacket Type	250 µm, 900 µm, 2 mm, 3 mm, 4.8 mm

Kit-A EZ-TERM-KIT-A for 900 µm Bare Fiber	
Component	Quantity
ET-001-D	1
Soft Carrying Case (SCC-01)	1
AC Adapter (S978A)	1
AC Cable Cord	1
Electrode Sharpener (D5111)	1
Cleaning Brush (VGC-01)	1
S712S-900-L	1
S326A	1
S211B	1
FPF-01	1
FW-01	1

Kit-B EZ-TERM-KIT-B both for 900 µm Bare Fiber and 2/3 mm Cordage	
Component	Quantity
ET-001-3-3	1
Soft Carrying Case (SCC-01)	1
AC Adapter (S978A)	1
AC Cable Cord	1
Electrode Sharpener (D5111)	1
Cleaning Brush (VGC-01)	1
S712S-900-L	1
S712C-FSOC1-L	1
S326A	1
S211B	1
SS-01	1
MS-6	1
FPF-01	1
FW-01	1



Optional Components		
Component	P/N	Quantity
Ferrule Holder for AFL SOC (Holder for AFL SOC)	S712-SOC-LC-AF	1
Ferrule Holder for Sumi SC/FC (Holder for Sumi SOC)	S712C-SOC-SF	1
Cordage Holder for Both AFL & Sumi SC/LC (Holder for AFL/Sumi SOC)	S712-SOC-ASC	1
Left Side 250 µm Fiber Holder	S712S-250-L	1
Removeable V-Groove	NJA0004A	1
Spare Electrodes	ELR-01	1 pair



For additional information please contact your sales representative.

You can also visit our website at www.ofsoptics.com/fusion-splacers/ or call 866-452-9516.

Fusion Splicer Customer Service, Training and Service Center

Toll Free: 866-452-9516 · Phone: 678-783-1090

Fax: 678-783-1093

Email: splicers@ofsoptics.com

Copyright © 2019 OFS Fitel, LLC.
All rights reserved, printed in USA.

OFS Corporate Headquarters

2000 Northeast Expressway · Norcross, Georgia 30071, USA

Toll Free: 888-Fiber-Help

Intl. Phone: 770-798-5555

OFS Marketing Communications
Doc ID: fap-320 Date: 08/19

“Bound to Innovate” is a registered trademark of Furukawa Electric Co., Ltd. FITELE is a registered trademark of Furukawa Denki Kogyo Kabushiki Kaisha DBA Furukawa Electric Co., Ltd.

Furukawa reserves the right to make changes to the prices and product(s) described in this document at any time without notice. This document is for informational purposes only and is not intended to modify or supplement any Furukawa warranties or specifications relating to any of its products or services.