




A Furukawa Company

## LC, SC, FC & ST2 Jumpers - OFS' Jumper Family

Variety of Jumpers for any Application



### Features and Benefits


- 100% optically tested in the factory
- Wide variety of connector options and cable options available
- Available in a wide variety of fiber types
- Ultra Polish (UPC) and Angled Polish (APC) available for Single-Mode Connectors
- The LC, SC, ST2 and FC products offer pull proof connections and maintain optical contact under load

### Product Description

Patch Cords and Jumpers are used to provide optical connection for fiber optic electronics. The use of the patch cord provides a quick and easy method for routing fiber patches in data centers, head-ends, cellular hubs and central offices. The patch cord can be used in an interconnect or cross-connect path connecting the incoming fibers to the electronic equipment and providing patching within the fiber paths. Patch Cords and Jumpers include simplex, duplex and quadplex (quad) assemblies. Larger fiber counts are available in multifiber type assemblies as connectorized cables and multifiber connector assemblies.


### LC Jumper

OFS offers LC simplex and duplex jumpers, pigtails, and hybrid assemblies. The LC Unibody® Connector used on LC patch cords features a trigger mechanism that allows the connector to be easily engaged and disengaged. The trigger also prevents the plug from snagging when patch cords or jumpers are routed. There are a number of boot options with the LC connector for tight bends and limited mounting space with either a 90 degree clip or short boot and 40 degree boot options. LC patch cords and jumpers are available with 900 µm tight-buffered optical fiber or 1.6, 2.0, 3.0 and 4.8 mm diameter cordage. The 1.2, 1.6 mm cordage is the smallest in the industry and provides greater jumper density in a fully loaded rack and helps prevent congestion in overhead racks.



### SC Jumper

The push-pull mating of the SC connector configuration allows the connector to be easily engaged and disengaged. The connector is easily configured into a duplex connector by the use of the 2A1 clip either from the factory with multimode connections or in the field. The SC connector also offers various boot options including the short boot for use in limited spaces. SC patch cords and jumpers are available with 900 µm tight-buffered optical fiber or 1.2, 1.6, 2.0, 3.0 and 4.8 mm diameter cordage.



### FC Jumper

FC connectors have long been used for specific electronic equipment applications. The connector utilizes a twist on cap that is engaged by the key. The assemblies are available with 900 µm tight-buffered optical fiber or 1.6, 2.0 and 3.0 mm diameter cordage.



### ST Jumper

ST connectors have long been used for data and Department of Transportation (DOT) applications. The connector utilizes a ramped bayonet with a "twist-lock". The assemblies are available with 900 µm, 1.6 mm, 2.0 mm and 3.0 mm diameter cordage.



## LC, SC, FC & ST2 Jumpers - OFS' Jumper Family



**ofs**

A Furukawa Company

Jumper Specifications				
Connector	Insertion Loss Max. Standard Deviation	Return Loss Max.	Temperature Range	Cable Retention
<b>Single-Mode</b>				
<b>LCU/LCS</b>	0.25/0.05 dB	-55 dB	-40 to 85	Cordage 20 lb Pigtails 2 lb
<b>LCA/LAS</b>	0.5/0.05 dB	-65 dB	-40 to 85	Cordage 20 lb Pigtails 2 lb
<b>SCU/SCS</b>	0.3/0.05 dB	-55 dB	-40 to 85	Cordage 20 lb Pigtails 2 lb
<b>SCA/SAS</b>	0.5/0.05 dB	-65 dB	-40 to 85	Cordage 20 lb Pigtails 2 lb
<b>FCU</b>	0.25/0.05 dB	-55 dB	-40 to 85	Cordage 20 lb Pigtails 2 lb
<b>FCA</b>	0.3/0.05 dB	-65 dB	-40 to 85	Cordage 20 lb Pigtails 2 lb
<b>ST2</b>	0.5/0.05 dB	-55 dB	-40 to 85	Cordage 20 lb
<b>Multimode</b>				
<b>LCU/LCS</b>	0.5/0.05 dB	-20 dB	-40 to 85	Cordage 20 lb Pigtails 2 lb
<b>SCU/SCS</b>	0.5/0.05 dB	-20 dB	-40 to 85	Cordage 20 lb Pigtails 2 lb
<b>FCU</b>	0.25/0.05 dB	-20 dB	-40 to 85	Cordage 20 lb Pigtails 2 lb
<b>ST2</b>	0.6/0.05 dB	-20 dB	-40 to 85	Cordage 20 lb Pigtails 2 lb

## Ordering Information: Jumper Assemblies SMART Coding

### Examples:

**JP3WY001LCULCU003M** – Jumper Plenum 3.0 mm AllWave® *FLEX* Optical Fiber Yellow 1 fiber (Simplex) LCU LCU 3 Meters long  
**JR2WY002SCSSCA003M** – Jumper Riser 2.0 mm AllWave *FLEX* Optical Fiber Yellow 2 fibers (Zip) SCS SCA 3 Meters long  
**JV9WY001FCUUNC003M** – Jumper Low Smoke PVC 900 µm AllWave *FLEX* Optical Fiber Yellow 1 fiber FCU UNC (Pigtail) 3 Meters long

SMART Code syntax below has spaces between field sets for visibility. Actual SMART Code should not include any spacing.

**aaa b c ddd eee fff nnn g**

#### aaa = Cable Design

JH1 = LSZH 1.6 mm  
JH2 = LSZH 2.0 mm  
JH3 = LSZH 3.0 mm  
JH4 = LSZH 4.8 mm (Simplex Only)  
JH5 = LSZH 4.8 mm I/O (Simplex Only)  
JHD = LSZH DFX 2.4 mm (Duplex Only)  
JDN = Dual Rated 3.0 mm I/O (Simplex Only)  
JD1 = Dual Rated 1.6 mm  
JD2 = Dual Rated 2.0 mm  
JD5 = Dual Rated I/O 4.8 mm  
JP1 = Plenum 1.6 mm  
JP2 = Plenum 2.0 mm  
JP3 = Plenum 3.0 mm  
JP4 = Plenum 4.8 mm (Simplex Only)  
JPD = Plenum DFX 2.4 mm (Duplex Only)  
JPO = Plenum Over-Jacket (Duplex Only)  
JR1 = Riser 1.6 mm  
JR2 = Riser 2.0 mm  
JR3 = Riser 3.0 mm  
JR4 = Riser 4.8 mm (Simplex Only)  
JR5 = Riser 4.8 mm I/O (Simplex Only)  
JR8 = Riser 4.8 mm I/O Toneable (Simplex Only)  
JRA = Riser 1.2 mm  
JRD = Riser DFX 2.4 mm (Duplex Only)  
JRV = 3.0 mm Ruggedized I/O (Simplex Only)  
JU6 = UV Buffer 600 µm (Simplex Only)  
JU9 = UV Buffer 900 µm (Simplex Only)  
JV6 = Low Smoke PVC 600 µm (Simplex Only)  
JV9 = Low Smoke PVC 900 µm (Simplex Only)

#### b = Fiber Type

B = Blue Tiger® (Blue Jacket Only)  
D = EZ-Bend® (White Jacket Default)  
K = 50 µm Bend-Insensitive (Orange Jacket Default)  
L = 62.5 µm Multimode (Orange Jacket Default)  
W = AllWave *FLEX+* (Yellow Jacket Default)  
3 = LaserWave 300 Bend-Insensitive  
4 = LaserWave *FLEX* Wideband OM5 (Lime Green Jacket Default)  
5 = LaserWave 500 Bend-Insensitive  
9 = AllWave *FLEX* Max (White or Yellow Jacket Default)

#### c = Jacket Color

B = Blue (Blue Tiger)  
O = Orange (50 µm & 62.5 µm Multimode)  
S = Slate (Optional Color 62.5 Multimode)  
W = White  
K = Black (Indoor/Outdoor 4.8 mm Cordage)  
Y = Yellow (AllWave *FLEX*)  
A = Aqua (LaserWave 150 G+, 300, 550)

#### ddd = Fiber Count

001 = Simplex  
002 = Duplex Zip  
004 = Quad Round Cordage (1.6 mm Sub Units Riser Only)

#### eeefff = Connector Ends "A" & "B"

LCA = LC Angle Polish (Single-Mode Only)  
LA4 = LC Angle Polish 40 Degree Boot (Single-Mode Only)  
LAS = LC Angled Polish Short Boot  
LC4 = LC Ultra Polish 40 Degree Boot  
LCU = LC Ultra Polish  
LCS = LC Ultra Polish Short Boot  
LCF = LC Ultra Polish Soft Boot (900 µm Only)  
LCD = LC Ultra Polish Single-Mode Duplex w/ Clip  
SCA = SC Angle Polish (Single-Mode Only)  
SAS = SC Angle Polish Short Boot  
SCU = SC Ultra Polish  
SCS = SC Ultra Polish Short Boot  
ST2 = ST2 Ultra Polish (Use with Plenum Cordage)  
FCA = FC Angle Polish (Single-Mode Only)  
FCU = FC Ultra Polish  
UNC = UNConnectorized (Stub, Pigtail) (End "B" Only)

#### nnn = Length

001 - 999

#### g = Unit of Measure

M = Meters (Minimum: 1 m)  
C = Centimeters (Minimum: 15 cm Simplex/ 45 cm Duplex)  
F = Feet (Minimum: 1 ft)  
I = Inches (Minimum: 6 in. Simplex/ 18 in. Duplex)

**NOTE:** Additional colors available upon request.  
(i.e. V = Violet, G = Green, B = Blue, L = Lime Green)

For additional information please contact your sales representative.

You can also visit our website at [www.ofsoptics.com](http://www.ofsoptics.com) or call 1-888-fiberhelp (1-888-342-3743) USA or 1-770-798-5555 outside the USA.



Copyright © 2019 OFS Fitel, LLC.  
All rights reserved, printed in USA.

OFS Marketing Communications  
Doc ID: fap-150 Date: 0919



AlliWave, Blue Tiger, EZ-Bend and LaserWave are registered trademarks of OFS Fitel, LLC.  
OFS reserves the right to make changes to the prices and product(s) described in this document at any time without notice. This document is for informational purposes only and is not intended to modify or supplement any OFS warranties or specifications relating to any of its products or services.